

Related products

Use with a high-sensitivity digital radiography (DR) system to take low-dose high-resolution images



FDR D-EVO II G35
(14 x 17-inch model)

Check the images as they are taken



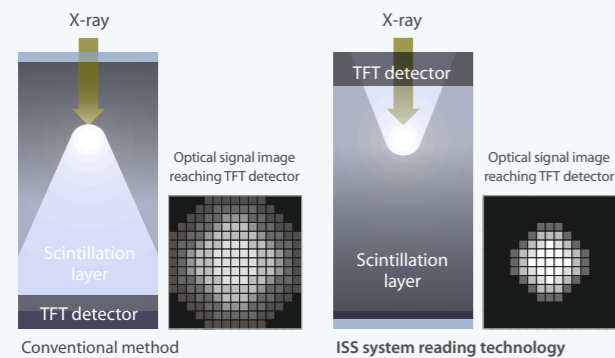
Console Advance

Using the FDR D-EVO II with the Console Advance image-processing unit enables low-dose, high-resolution imaging. This system offers even higher-resolution images thanks to Virtual Grid image-processing technology and Dynamic Visualization II.

Digital Radiography FDR D-EVO II

Higher sensitivity achieved by advanced reading technology "ISS system"

A combination of a columnar crystal CsI scintillator* with Fujifilm's "ISS system" enables the suppression of energy attenuation and light scattering and achieves higher resolution imaging at low X-ray doses, leading to the level of DQE 54% (approx. 1Lp/mm, 1mR) and MTF 80% (approx. 1Lp/mm, 1mR). *CsI series



Fujifilm noise reduction circuit improves sensitivity in high absorption regions

Fujifilm noise-reduction circuit enables the noise reduction of the image, improves the granularity of low-density regions, and achieves high image quality.



Image Processing Technology Virtual Grid

Provides a high-contrast image without using a grid

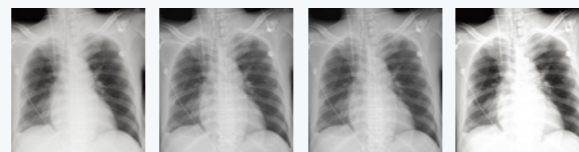
Virtual Grid is an image processing software that corrects for the effects of scatter radiation that otherwise reduce image contrast and clarity. Without the need for an anti-scatter grid, this software quickly creates high quality images.



No Grid



Virtual Grid



1 : 1 6 : 1 8 : 1 20 : 1

You can choose the optimum grid ratio for your examination needs.

*It does not guarantee an equivalent effect to the actual grid.

Image Processing Technology Dynamic Visualization II

Optimizes image quality using advanced exposure recognition algorithms

Advanced recognition algorithms automatically adjust contrast and density for individual body parts based on calculation of estimated 3D image data. (Option)



Conventional Processing

Dynamic Visualization II

Conventional Processing

Dynamic Visualization II

Product name: FDR D-EVO II, Model No. DR-ID1200 Product name: Console Advance, Model No. DR-ID300CL

Approx. 3.5kg

Greater freedom in X-ray imaging.



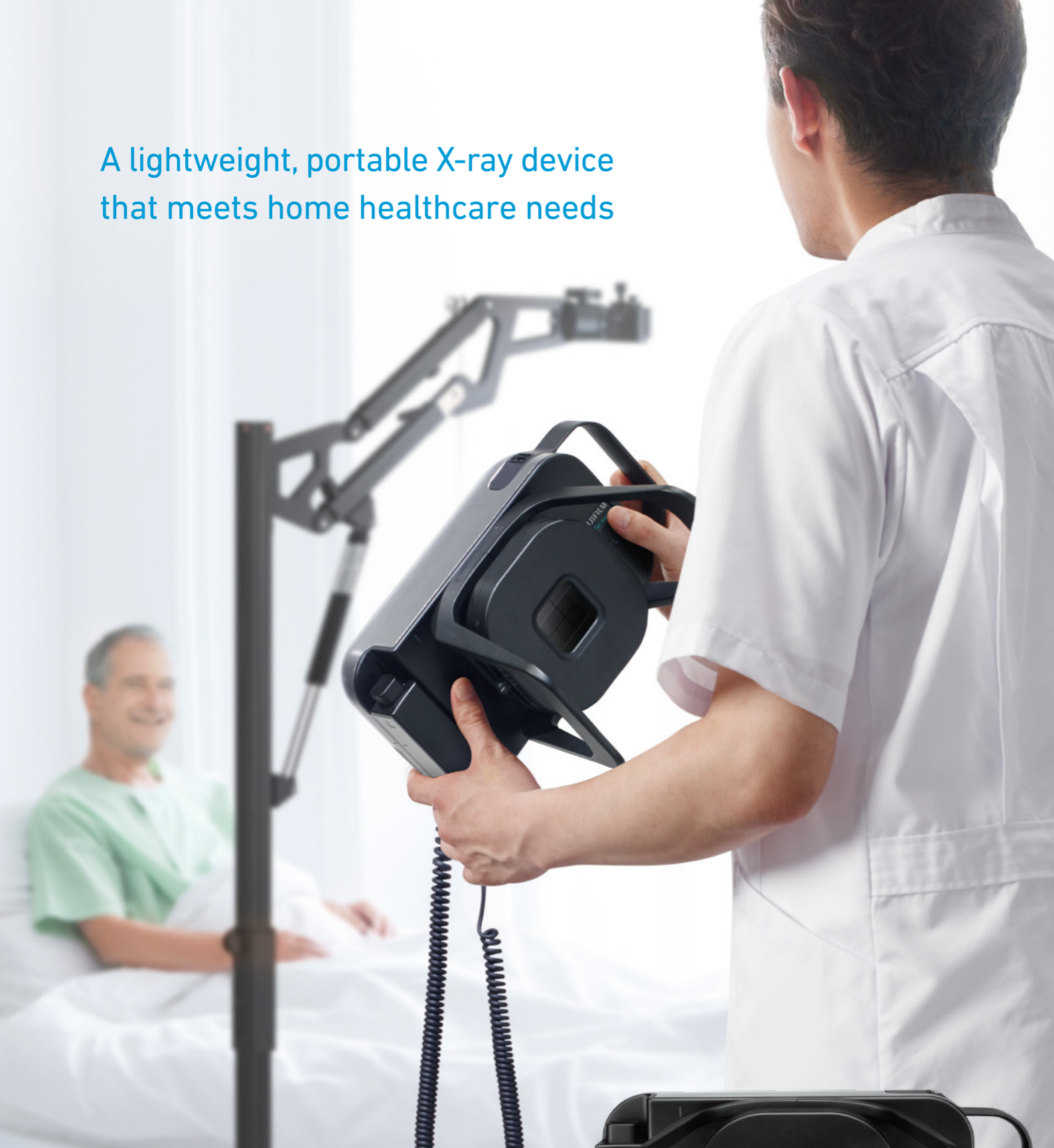
PORTABLE X-RAY UNIT

NEW

FDR Xair

Actual size

A lightweight, portable X-ray device that meets home healthcare needs



Can be used in various medical treatment settings*
* Please confirm the local regulation regarding the usage environment.



At patients' homes or in elder-care facilities



At emergency or natural disaster sites



For combined use at clinics

FDR Xair

LIGHT & COMPACT



Excellent portability, enabling use in patients' homes

FDR Xair weighs about 3.5 kg. Its portable design means that it can easily be carried into patients' homes and other places where space is limited, ensuring quicker imaging.



Lightweight and easy to mount on its support stand

The FDR Xair's lightness and high usability make mounting it on its support stand quick and simple.



Lightweight and easy to mount on its support stand

The hand switch can be attached to the side of the main unit. This makes carrying easier and reduces the risk of dropping the hand switch behind.

USEFUL FUNCTIONS



User-friendly button layout

Buttons are located on both sides, letting you operate the equipment with one finger while holding it.

Can take images in places where there is no electricity

The built-in lithium polymer battery is lighter than ever. Can shoot up to 100 images* on a full charge, in environments where there is no electricity.

*The number of shots depends on the exposure conditions.



A button layout that groups the necessary functions together



Highly durable LED light source

LEDs are used for the irradiation field illumination lamp and the display. LEDs are long lasting and make the control screen easy to read.

Easy-maintenance design

The flat-surface design with few dents or edges makes cleaning and other maintenance easy to do.

| Specifications | Standard configuration | Supporting stands (select from those shown below) <small>Accessories used with FDR Xair.</small> | CE |
|---|---|--|----|
| <ul style="list-style-type: none"> Product Name: Portable X-ray Unit FDR Xair External dimensions: 301(W) × 257(D) × 144(H) mm Weight: Approx. 3.5 kg (including battery) Power supply: 100-240 V | <ul style="list-style-type: none"> X-ray generator Supporting stand AC adapter Shoulder strap Tape measure | Holding device XD2000 ST-M Holding device XD2000 ST-S Holding device XD2000 ST | |

FUJIFILM Corporation
26-30, NISHIAZABU 2-CHOME, MINATO-KU, TOKYO 106-8620, JAPAN

External appearance and specifications are subject to change without notice. All brand names or trademarks are the property of their respective owners. All products require the regulatory approval of the importing country. For details on their availability, contact our local representative.

